


come+see go+make

OVERVIEW & FIRST STEPS

On the 26th of November 2023, Bishop Brian released *Come & See, Go & Make: A Vision for Parishes (CSGM)* and invited the parishes of the Diocese of Wollongong to embark on a journey of parish renewal.

VISION DOCUMENTS



1
A VISION FOR PARISHES

Core vision document



2
PRINCIPLES & FOUNDATIONS

Key concepts of renewal



3
GO DEEPER

Additional reading



4
WORKSHEET ACTIVITIES

Tools for processing

FORMATION

① A VISION FOR PARISHES

The core vision document that recalls the mission and identity of the Church, the current situation, and frames the way forward under the paradigm, "Come and see, go and make" - Encounter, discipleship, and mission.

② PRINCIPLES & FOUNDATIONS

An overview of the principles (or values) of a renewed parish and the foundations which underpin them. These principles and foundations will be explored in greater depth in 2024 and beyond.

③ GO DEEPER

A compendium of additional reading to assist with deeper understanding of concepts that Bishop uses in the core vision document.

PROCESSING

④ WORKSHEET ACTIVITIES

A. PRAY, REFLECT, & DISCUSS

Questions to facilitate prayer, reflection and discussion on the core vision document.
For individuals & small and large groups.

B. THE PARISH I SEE

Questions to facilitate prayer, reflection and discussion on the "In the parish I see..." word picture. *For individuals & small and large groups.*



CATHOLIC DIOCESE OF
WOLLONGONG

FIRST STEPS

The process of parish renewal requires that we commit to an attitude of journeying *together* rather than one-off solutions or "quick fixes". Regardless of where your parish is at in the renewal process, we invite you to encourage your community to process the teaching that we have received from Bishop Brian together.

In so doing, you can be more confident that the parish community is starting (or continuing) the renewal process *together*, with a unified understanding of where we've been, where we are, and where we hope to go.

Throughout 2024 and beyond, we will continue to supply you with further resources for undertaking the process of renewal.

PROCESSING METHODS

There are three options for processing *Come & See, Go & Make: A Vision for Parishes*:

BEST FOR PPC/LEADERSHIP



SMALL GROUPS (8-12)

Gathering together for a number of sessions (or one extended session per worksheet activity – 4A or 4B on the previous page), the small group reads or watches the Bishop's vision for parishes, pausing to reflect and discuss using the prompts in worksheet activity booklet. A notetaker records a summary of the discussion. *The parish I see* activities do not require reading the whole vision and include personal reflection tasks.

Completed worksheet activities should be submitted to you to aid your discernment.

PROS & CONS OF THIS APPROACH

- + There are existing small groups or ministries who already meet.
- + Enables time for discussion.
- + Perfect for PPCs/leadership teams to process the document.
- Will not capture the voice of the whole community and may favour the "already committed" in the parish.

BEST OVERALL OPTION



LARGE GROUPS (50+)

The pastor calls a parish assembly and requests as many people avail themselves as possible. Each worksheet activity (4A or 4B) can be processed in one-half or full-day (depending on the size of the community).

The large group is broken into small groups of 8-12 people. Depending on time, the notetaker can report back to the larger group the summary of reflection as activities are completed. The pastor is also given an opportunity to give his reflections to the community.

Completed worksheet activities should be submitted to you to aid your discernment.

PROS & CONS OF THIS APPROACH

- + Builds community.
- + Ensures all to have a voice.
- + Gives the pastor, PPC/leadership Team an opportunity to publicly lead together.
- Time commitment may be challenging for some.

GOOD FALLBACK OPTION



INDIVIDUALS

Reading the core vision document individually or as a couple, this option requires individuals to work through the worksheet activities on their own and at their own pace. Where the activities prescribe discussion, the individual simply records their own thoughts and feelings in response to the questions presented.

Completed worksheet activities should be submitted to you to aid your discernment.

PROS & CONS OF THIS APPROACH

- + Those otherwise unable to attend a group session can still contribute to the discernment.
- + Without outside influence, people may provide more honest feedback.
- More difficult to keep people accountable to complete it.
- Does not help to build community.
- Lacks a synodal sense of listening and working together.

CHOOSING A PROCESSING METHOD

We would recommend that you adopt a hybrid approach to processing the *CSGM: A vision for parishes* documents by using the **Small group** option for you – the pastor, PPC/leadership team, the **Large group** option for the parish as a whole, and encourage those that cannot attend to process it using the **Individual*** option.

It would be advantageous for you to make time to process the documents before calling the parish together as a community.

A reminder that there are two different sets of activities – one designed to process the core vision document and another to reflect on the life of the community in light of the "In the parish I see" word picture.

** The instructions for the Individual option are found in the worksheet booklet.*

SMALL GROUP (8-12) INSTRUCTIONS

1. PRAYER

Begin your time together with prayer, using the *Prayer Resource for Reflection & Discernment* found in the worksheet booklet. If you are processing over several sessions, be sure to always commence with prayer.



PRAY, REFLECT, & DISCUSS ONLY

2. READ

With members of the small group taking turns to facilitate, read each section of *CSGM: A vision for parishes* (commencing on p5), pausing at the instruction to complete the worksheet activity (indicated by a blue icon of a page and pen). [You may also like to read the accompanying material found in *Go Deeper*, as indicated by a gold icon.]

REFLECT IN SILENCE (1-2 MIN)

3. DISCUSS (5-10 MIN)

The facilitator leads the discussion from the activity questions. Be conscious of keeping responses short – one or two sentences – to allow everyone to participate, listening to each other with open hearts and minds, and respecting differing opinions. The facilitator takes brief notes summarising the discussion in one shared booklet. Discussion on each section should be no more than 5-10 minutes.





THE PARISH I SEE... ONLY

2. READ OVERVIEW

Read the introductory statement (p2) out loud.

3. READ, PROCESS AND DISCUSS

Read the "In the parish I see.." word picture out loud and in its entirety (pg 4). With members of the small group taking turns to facilitate, turn to the first activity and read the instruction outloud (p5). Where indicated , discuss your response to the questions. The facilitator should take brief notes in one shared booklet. In subsequent activities, there are questions for individual reflection  – each group member should complete these in their own booklet.

LEADERSHIP REFLECTION

If the small group is comprised of the PPC/leadership team, the pastor offers his reflection on the section and what he has heard discussed.

4. CONTINUE...

Select a new facilitator and pass the shared worksheet activity booklet to them. Continue reading the core vision/"In the parish I see...", repeating the process outlined above until the conclusion of the document or the end of your session (if reading over several gatherings).

5. CONCLUSION

Close your time using the Concluding Prayer in the *Prayer Resource for Reflection & Discernment*. Submit reflections and discussion notes to the group organiser, who will give them to the pastor and PPC/leadership team.

LARGE GROUP (50+) INSTRUCTIONS

1. DIVIDE THE LARGE GROUP INTO SMALLER GROUPS OF 8-12 PEOPLE

2. APPOINT A FACILITATOR

Appoint a facilitator (to lead the discussion) and note-taker (to record key points of the discussion) in each group to complete the worksheet activities. Make sure that the note-taker has time to contribute to the discussion.

3. PRAYER

Begin your time together with prayer, using the *Prayer Resource for Reflection & Discernment* found in the worksheet booklet. If you are processing over several sessions, be sure to always commence with prayer.



PRAY, REFLECT, & DISCUSS ONLY

2. READ

Lectors/readers and/or members of the PPC/leadership team slowly and thoughtfully read each section of *CSGM: A vision for parishes* (commencing on p5), pausing at the instruction to complete the worksheet activity (indicated by a blue icon of a page and pen). **Alternatively, the video resource of Bishop Brian speaking his vision can be used, available at dow.sh/CSGMspeak.**

REFLECT IN SILENCE (1 MIN)

3. DISCUSS (5 MIN)

The facilitator leads the discussion from the activity questions. Be conscious of keeping responses short—one or two sentences—to allow everyone to participate, listening to each other with open hearts and minds, and respecting differing opinions. The note-taker takes brief notes summarising the discussion in one shared booklet.





THE PARISH I SEE... ONLY

2. READ OVERVIEW

Read the introductory statement (p2) entitled "Overview" out loud to set the tone for the gathering.

3. READ, PROCESS AND DISCUSS

The pastor reads the "In the parish I see..." word picture out loud and in its entirety (p4). The small group facilitator then turns to the first activity and read the instruction out loud (p5). Where indicated , discuss your response to the questions. The note-taker should take brief notes in one shared booklet. In subsequent activities, there are questions for individual reflection —each group member should complete these in their own booklet.

GROUP FEEDBACK (OPTIONAL)

Small groups can offer feedback to the larger group through the small group facilitator, who summarises the key responses to this activity. No more than 30 seconds per group.

4. LEADERSHIP REFLECTION (2-3 MIN)

The pastor offers his reflection on the section and, if small group feedback is given, what he has heard (2-3 minutes)

5. CONTINUE...

Continue reading the core vision/"In the parish I see...", repeating the process outlined above (step 2 and 3) until the conclusion of the document or the end of your session (if reading over several gatherings).

6. CONCLUSION

Close your time of reflection and discernment using the Concluding Prayer in the *Prayer Resource for Reflection & Discernment*. Submit reflections and discussion notes to the group organiser, who will give them to the pastor and PPC/leadership team.